

Grid:
 ≥ 2,54 mm
 ≥ 100 Mil

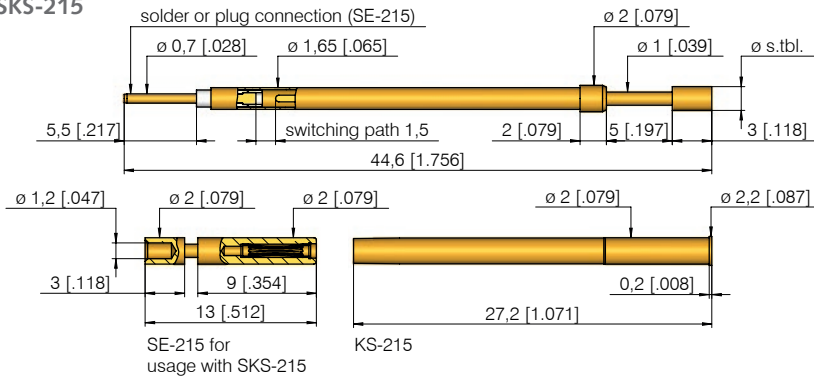
Installation height with KS: 10,2 mm (.402)
 Switch path: 1,5 mm (.059)

SKS 215

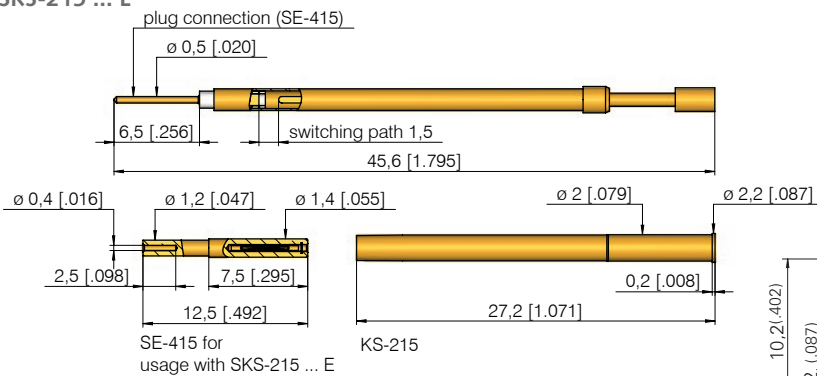
Switching Probe
 Closing version (NO)

Mounting and functional dimensions

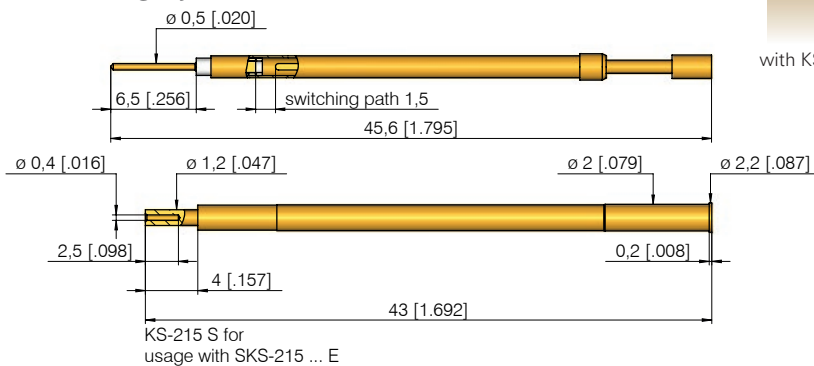
SKS-215



SKS-215 ... E



Quick-exchange system with SKS-215 ... E



Available tip styles

Material	Tip style	Plating	Further versions	
			∅	∅ (inch)
0 02		A		
3 02		A	1,00	(.039)
3 03		A		
3 05		A	0,80	(.031)
3 05		A		
3 06		N	1,50 2,00 2,30	(.059) (.079) (.091)
3 19		A		

NEW
NEW
NEW

Collar height and installation height

The installation height of the tip (dimension without KS) is determined by the collar height.

Collar height	Installation height without receptacle
02	10,0 mm (.394)

Warning:

Do not solder the cable to the crimp points of the receptacle.

The KS-215 S receptacle enables easy exchange of switching probes without removing the wiring connection. This receptacle can only be used with SKS-215 ... E.

Note:

Screw-in version see SKS-215 M shown on page 109.

Mechanical data

Switch path: 1,5 mm (.059) ± 0,2 (.008)
 Recomm. working stroke: 4,0 mm (.157)
 Maximum stroke: 5,0 mm (.197)
 Spring force: 0,8 / 1,5 / 3,0 N
 Spring force at switch point: 0,23N (0.8oz);
 0,45 N (1.6oz); 0,9 N (3.2oz)
 Spring force at work. stroke: 0,8 N (2.9oz);
 1,5 N (5.4oz); 3,0 N (10.8oz)

Materials

Plunger: BeCu, gold- or nickel-plated
 (or gold-plated with)
 Barrel: Brass, gold-plated
 Spring: Steel, gold-plated
 Receptacle: Brass, gold-plated
 Contact terminal: Brass, gold-plated

Mounting hole size

with receptacle:
 in CEM1: ∅ 1,98 - 2,00 mm
 (.078 - .079)
 in FR4: ∅ 1,99 - 2,01 mm
 (.078 - .079)
 without receptacle: ∅ 1,65 mm (.065)

Electrical data

Current rating: 3 A
 (see page 100)

Operating temperature

Standard: -40° up to +80° C

Ordering example

Series	Tip material	Tip style	Tip diameter (1/100 mm)	Plating	Spring force at working stroke (dN)	Collar height (mm)	Type (alternative E)
	0 = Delrin 3 = BeCu			A = Gold N = Nickel			

Test probe:

S K S 2 1 5 3 0 2 1 8 0 A 3 0 0 2

Receptacle:

K S - 2 1 5 K S - 2 1 5 S

Lamellar plug:

S E - 2 1 5 S E - 4 1 5

All specifications are subject to change without prior notification