

# SKS 465 MF

Screw-in Switching Probe  
Closing version (NO)

**Grid:**

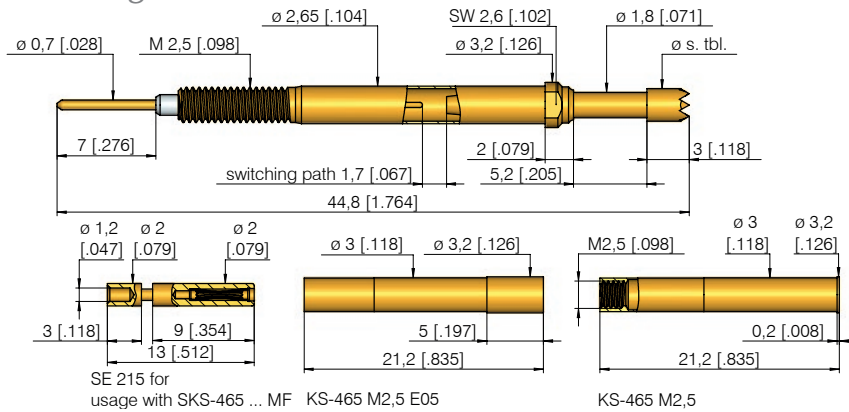
≥ 3,50 mm

≥ 140 Mil

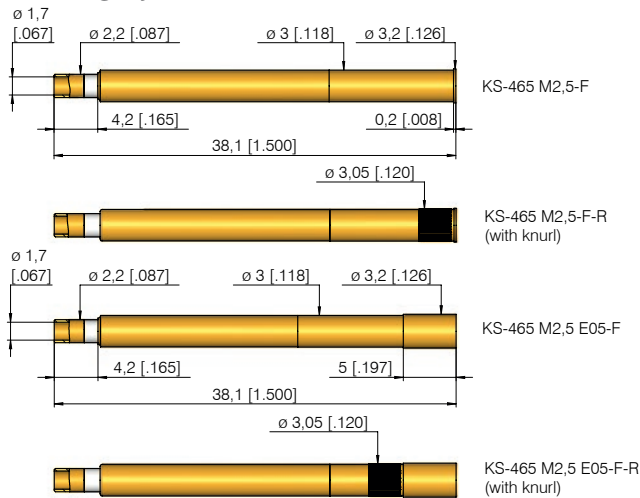
Installation height with KS: 10,4 - 26,7 mm (.409 - 1.051)

Switch path: 1,7 mm (.067)

## Mounting and functional dimensions



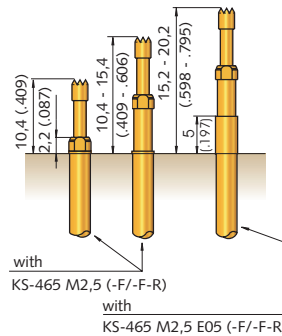
## Quick-exchange system



## Collar height and installation height

Crimps in the receptacle prevent the test probe from rotating. Different installation heights can be variably achieved with different receptacles.

Receptacle designation	Install. heights with tips 02/03/06/19	Install. height with tips 53/56
KS-465 M2,5 (-F/-F-R)	10,4 - 15,4 mm (.413 - .610)	16,9 - 21,9 mm (.669 - .866)
KS-465 M2,5 E05 (-F/-F-R)	15,2 - 20,2 mm (.598 - .787)	21,7 - 26,7 mm (.854 - 1.043)



## Mechanical data

**Switch path:** 1,7 mm (.067) ± 0,3 mm (.012)  
**Recomm. work. stroke:** 4,2 mm (.165)  
**Maximum stroke:** 5,2 mm (.205)  
**Force at**  
 1,8 N (6.5oz); 4,5 N (15oz)  
**Force at work. stroke:** 2,0 N (7.2oz); 3,5 N (12.7oz); 9,0 N (32.5oz)

## Electrical data

**Current rating:** 3 A (see page 100)  
**Operating temperature Standard:** -40° up to +80° C

## Materials

**Plunger:** BeCu, gold-plated with or without insulator cap  
**Barrel:** Brass, gold-plated  
**Spring:** Stainless steel  
**Receptacle:** Brass, gold-plated  
**Insulation:** Teflon

## Mounting hole size

**KS without knurl in CEM1 and FR4:** Ø 2,98 - 2,99 mm (.117 - .118)  
**KS without knurl in CEM1 and FR4:** Ø 3,00 - 3,02 mm (.118 - .119)

## Available tip styles

Material	Tip style	Plating	Further versions	
			Ø	Ø (inch)
0 02		A	5,00 2,30	(.197) (.091)
3 02		A		
3 02		A		
3 03		A		
3 06		A		
3 06		A		
3 06		A	4,00	(.157)
3 19		A		
3 53*		A		
3 56*		A		
3 56*		A		
3 56*		A		

\* tip length 9,5 mm (.374)  
total length 6,5 mm (.256) longer than standard

## Quick-exchange receptacles:

Receptacles with end designation "-F" are quick-exchange receptacles. The two wires are soldered to the outside surface of the receptacle and the central terminal point after assembling the receptacle in the mounting hole. The switching probe can now be inserted or changed without any further soldering work.

The quick-exchange system "F" is not compatible with the previous version "S", which is still available upon request.

## Note:

Probes with tip diameter ≤ 3,0 are screwed into KS-465...M using tools, see page 198. SKS-465...MF test probes with tip diameter > 3,0 mm are screwed in using specialised tools (upon request). Recommended screw-in torque: Min.: 3 cNm / Max.: 5 cNm

## Ordering example

Test probe:

Receptacles:

Lamellar plug:

