

NEW

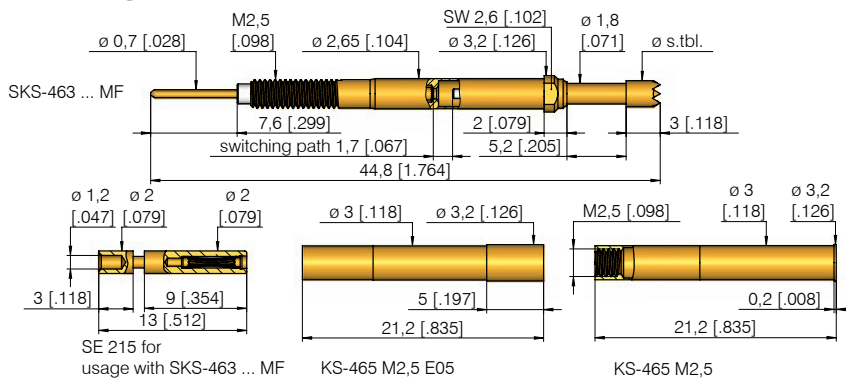
SKS 463 MF

Screw-in Switching Probe
Opening version (NC)

Grid:
≥ 3,50 mm
≥ 140 Mil

Installation height with KS: 10,4 - 26,7 mm (.409 - 1.051)
Switch path: 1,7 mm (.067)

Mounting and functional dimensions

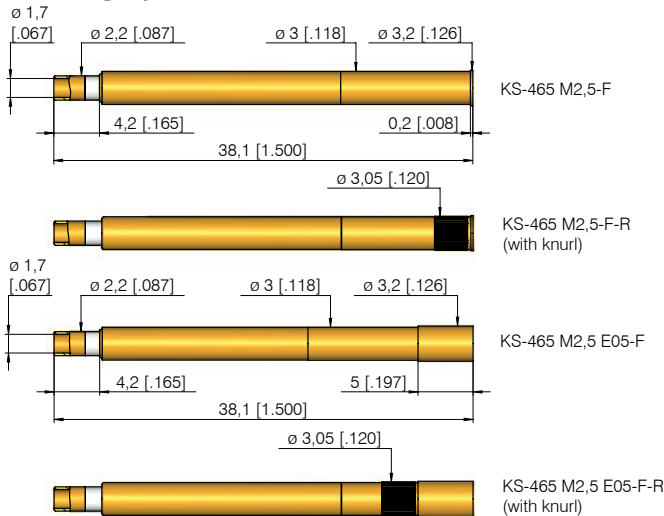


Available tip styles

Material	Tip style	Plating	Further versions	
			Ø	Ø (inch)
0 02		A	3,00	(.118)
3 02		A	3,00	(.118)
3 03		A		
3 06		A		
3 56*		A		

* tip length 9,5 mm (.374)
total length 6,5 mm (.256) longer than standard

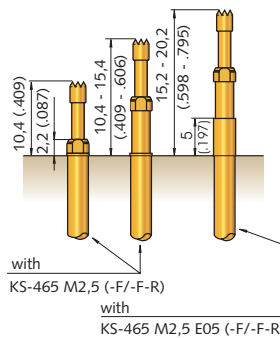
Quick-exchange system



Collar height and Installation height

Crimps in the receptacle prevent the test probe from rotating. Different installation heights can be variably achieved with different receptacles.

Receptacle designation	Install. heights with tips 02/03/06	Install. height with tip 56
KS-465 M2,5 (-F/-F-R)	10,4 - 15,4 mm (.409 - .606)	16,9 - 21,9 mm (.665 - .862)
KS-465 M2,5 E05 (-F/-F-R)	15,2 - 20,2 mm (.598 - .795)	21,7 - 26,7 mm (.854 - 1.051)



Mechanical data

Switch path: 1,7 mm (.067) ± 0,2 mm (.008)
Recomm. work. stroke: 4,0 mm (.157)
Maximum stroke: 5,0 mm (.197)
Force at switching point: 0,65 N (2.34oz); (.026)
Force at work. stroke: 2,2 N (7.91oz); (.087)

Materials

Plunger: BeCu, gold-plated with or without insulator cap
Barrel: Brass, gold-plated
Spring: Stainless steel
Receptacle: Brass, gold-plated
Insulation: Teflon

Electrical data

Current rating: 3 A (see page 100)

Operating temperature

Standard: -40° up to +80° C

Mounting hole size

KS without knurl in CEM1 and FR4: Ø 2,98 - 2,99 mm (.117 - .118)
KS with knurl in CEM1 and FR4: Ø 3,00 - 3,02 mm (.118 - .119)

Quick-exchange receptacles:

Receptacles with end designation "-F" are quick-exchange receptacles. The two wires are soldered to the outside surface of the receptacle and the central terminal point after assembling the receptacle in the mounting hole. The switching probe can now be inserted or changed without any further soldering work.

The quick-exchange system "F" is not compatible with the previous version "S", which is still available upon request.

Recommended screw-in torque:
Min.: 3 cNm / Max.: 5 cNm

Ordering example

Test probe:

SKS 463 3 06 230 A 22 02 MF

Receptacles:

KS-465 M2,5 (-F/-F-R) KS-465 M2,5 E05 (-F/-F-R)

Lamellar plug:

SE-215

All specifications are subject to change without prior notification