

SKS 465 SF

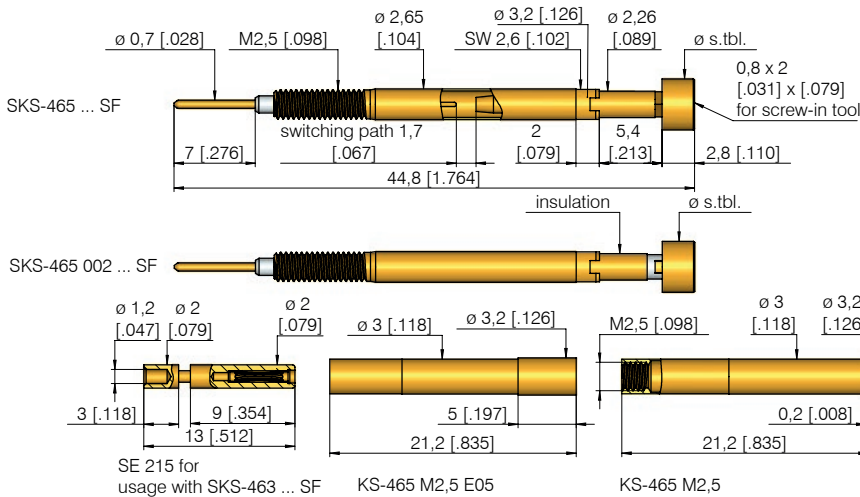
Screw-in Switching Probe
Closing version (NO)

Grid:

≥ 3,50 mm
≥ 140 Mil

Installation height with KS: 10,4 - 26,7 mm (.409 - 1.051)
Switch path: 1,7 mm (.067)

Mounting and functional dimensions



Available tip styles

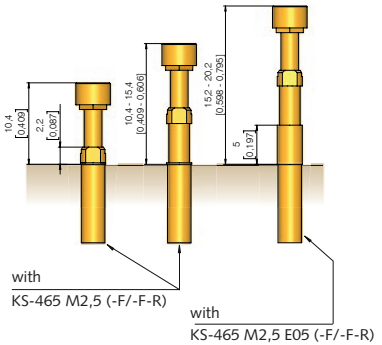
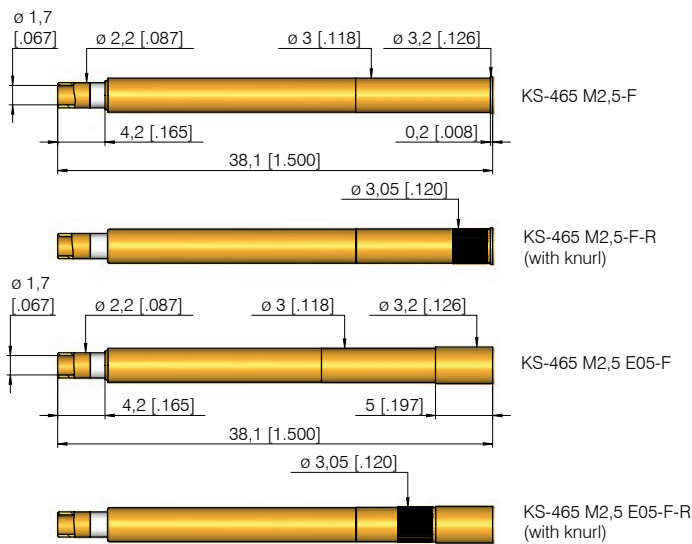
Material	Tip style for SKS-465 302 / 352 ... S	Plating	Further versions	
			∅	∅ (inch)
3 02		A	3,50	(.138)
			4,00	(.157)
3 02		A	5,00	(.197)
			5,50	(.217)
			5,90	(.232)
3 52*		A	3,50	(.138)

* 6,5 mm (.256) longer

Available tip styles

Material	Tip style for SKS-465 002 ... S with insulated tip	Plating	Further versions	
			∅	∅ (inch)
0 02		A	3,50	(.138)
			4,00	(.157)
0 02		A	5,00	(.197)
			5,90	(.232)

Quick-exchange system



Collar height and installation height

Crimps in the receptacle prevent the test probe from rotating. Different installation heights can be variably achieved with different receptacles.

Receptacle designation	Installation heights with tip style 02	Installation height with tip style 52
KS-465 M2,5 (-F/-F-R)	10,4 - 15,4 mm (.409-.606)	16,9 - 21,9 mm (.665-.862)
KS-465 M2,5 E05 (-F/-F-R)	15,2 - 20,2 mm (.598-.795)	21,7 - 26,7 mm (.854-1.051)

Mechanical data

Switch path: 1,7 mm (.067) ± 0,3 mm (.012)
 Recomm. work. stroke: 4,2 mm (.165)
 Maximum stroke: 4,5 mm (.177)
 Force at switching point: 0,7 N (2.5oz);
 1,8 N (6.5oz); 4,5 N (15oz)
 Force at work. stroke: 2,0 N (7.2oz);
 3,5 N (12.7oz); 9,0 N (32.5oz)

Materials

Plunger: BeCu or brass, gold-plated
 Barrel: Brass, gold-plated
 Spring: Steel, gold-plated or stainless steel
 Receptacle: Brass, gold-plated
 Insulation: Teflon (on tip 002: PEEK)

Electrical data

Current rating: 3 A
 (see page 100)
 Operating temperature
 Standard: -40° up to +80° C

Mounting hole size

KS without knurl: ∅ 2,98 - 2,99 mm (.117 - .118)
 in CEM1 and FR4:
 KS without knurl: ∅ 3,00 - 3,02 mm (.118 - .119)
 in CEM1 and FR4:

Quick-exchange receptacles:

Receptacles with end designation "-F" are quick-exchange receptacles. The two wires are soldered to the outside surface of the receptacle and the central terminal point after assembling the receptacle in the mounting hole. The switching probe can now be inserted or changed without any further soldering work.

The quick-exchange system "F" is not compatible with the previous version "S", which is still available upon request.

Recommended screw-in torque:
 Min.: 3 cNm / Max.: 5 cNm

Ordering example

Series	Tip material	Tip style	Tip diameter (1/100 mm)	Plating	Spring force at working stroke (dN)	Collar height (mm)	Type
SKS	0 = Peek 3 = BeCu			A = Gold			

Test probe:

SKS 465 3 02 4 50 A 2 0 0 2 SF

Receptacles:

KS - 465 M2,5 (-F/-F-R) KS - 465 M2,5 E05 (-F/-F-R)

Lamellar plug:

SE - 215