

SKS 435 M

Screw-in Switching Probe
Closing version (NO)

Grid:

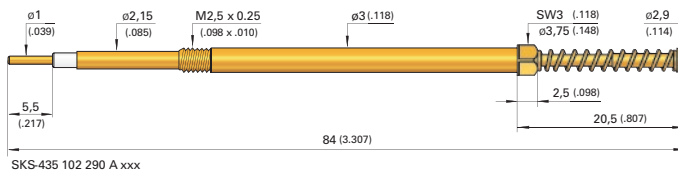
≥ 4,50 mm

≥ 177 Mil

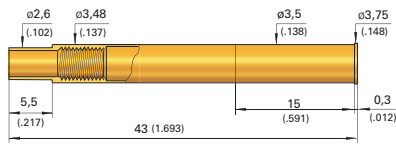
Installation height: 20,8 mm (.819)

Switch path: 6,0 mm (.236)

Mounting and functional dimensions




SKS-435 102 290 A xxx



KS-435 M2,5

Available tip styles

Material	Tip style	Plating	Further versions	
			∅	∅ (inch)
1 02		∅ 2,90 (.114)	A	

Collar height and installation height

The installation height of the tip is always 20,8 mm (.819) (dimensions with receptacle). Test probe can only be used with receptacle.

Mechanical data

Switch path: 6,0 mm (.236)
± 0,2 mm (.008)
Recomm. working stroke: 7,0 mm (.275)
Maximum stroke: 8,0 mm (.315)
Force at switching point: 13,5 N (48.6oz);
18,5 N (66.6oz); 23,5 N (84.6oz)
Force at working stroke: 13,5 N (48.6oz);
18,5 N (66.6oz); 23,5 N (84.6oz)

Electrical data

Current rating: 3 A
(see page 100)

Operating temperature

Standard: -40° up to +80° C

Materials

Plunger: Brass, gold-plated
Barrel: Brass, gold-plated
Spring: Steel, gold-plated or stainless steel
Receptacle: Brass, gold-plated
Insulation: Teflon

Recommended screw-in torque:
Min.: 10 cNm / Max.: 20 cNm

Mounting hole size

in CEM1 and FR4: ∅ 3,48 - 3,49 mm
(.1370 - .1374)

Ordering example

	Series	Tip material 1 = Brass	Tip style	Tip diameter (1/100 mm)	Plating A = Gold	Spring force (dN)	Type
Test probe:	S K S	4 3 5	1 0 2	2 9 0	A	1 3 5	M
Receptacle:	K S - 4 3 5 M 2 . 5						