

T-785 M

Innovative Contacting of Clips and Jacks Using Splayed Tip

NEW

Grid:

≥ 4,50 mm

≥ 177 Mil

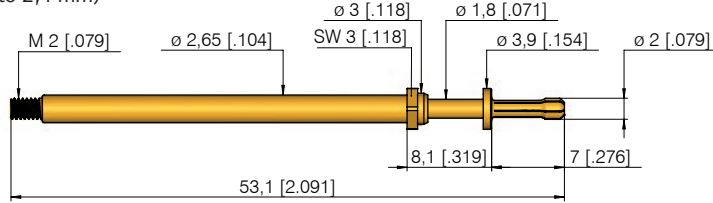
Installation height with KS: 14,3 / 15,3 mm (.768 / .984)

Recommended stroke: 12,0 mm (.472)

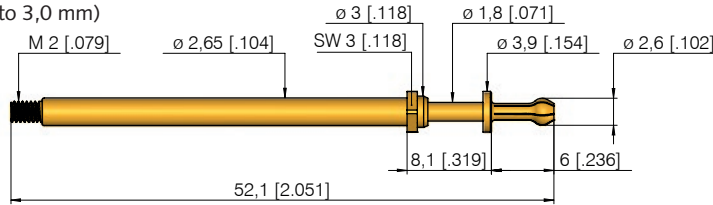
Mounting and functional dimensions



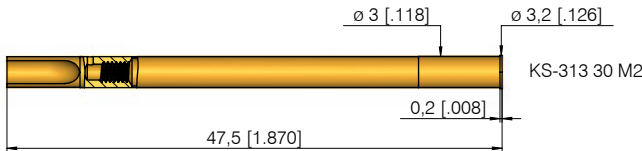
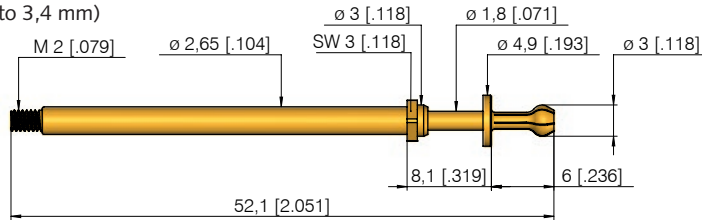
T-785 367 200 700 400 A 9902 M
(Opening 2,1 to 2,4 mm)



T-785 367 260 600 400 A 9902 M
(Opening 2,7 to 3,0 mm)




T-785 367 300 600 500 A 9902 M
(Opening 3,1 to 3,4 mm)



Available tip style

Material	Tip style	Plating	Further versions	
			∅	∅ (inch)
3 67		A	2,60	(.102)
3 67		A		



Example: Contacting of a print clip with T-785 M

Note:

The wear-free contacting is achieved via the outer wall of the contacting cage and the splayed tip. The splayed tip opens as soon as the collar of the probe rests against the casing of the clip. Different versions are available for round and square cross-sections, depending on the shape of the opening to be contacted.

Note:

T-785 ... M is screwed into KS-313 30 M2.

Recommended screw-in torque:
Min.: 10 cNm / Max.: 20 cNm

Mechanical data

Working stroke: 4,0 mm (.157)

Maximum stroke: 5,3 mm (.209)

Spring force at work. stroke: 10 N (35.9oz)

Materials

Plunger: BeCu, gold-plated

Barrel: Brass, gold-plated

Spring: Steel, gold-plated

Receptacle: Brass, gold-plated

Electrical data

Current rating: 16 A

R_i typical: < 20 mΩ

Mounting hole size

in CEM1 and FR4: ∅ 2,99 mm (.1177)

Operating temperature

Standard: -40° up to +80° C

To contacting clamp

Min. opening depth 6,5 mm (.256)

Ordering example

Test probe (opening 2,1 to 2,4 mm):

T 7 8 5 3 6 7 2 0 0 7 0 0 4 0 0 A 9 9 0 2 M

Test probe (opening 2,7 to 3,0 mm):

T 7 8 5 3 6 7 2 6 0 6 0 0 4 0 0 A 9 9 0 2 M

Test probe (opening 3,1 to 3,4 mm):

T 7 8 5 3 6 7 3 0 0 6 0 0 5 0 0 A 9 9 0 2 M

Receptacle:

K S - 3 1 3 3 0 M 2