

HFS 010

Coaxial Dipole Probe/RF-Test Probe, 50 Ω, 200 MHz

Grid:

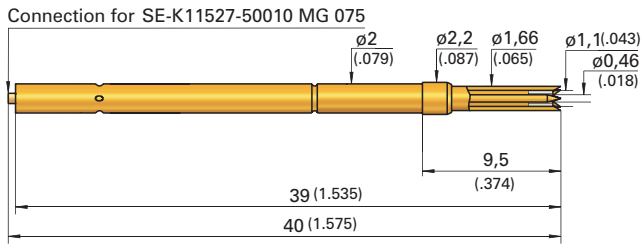
≥ 2,54 mm

≥ 100 Mil

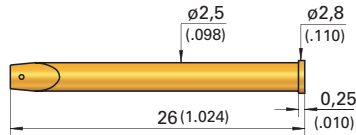
Installation height with KS: 9,75 mm (.384)

Recommended stroke: 5,5 mm (.217)


Mounting and functional dimensions



HFS-010...06 A



KS-010 23



SE-K11527-50010 MG 075
(Minimal recommended bending radius: 20mm (.787))

Available tip styles

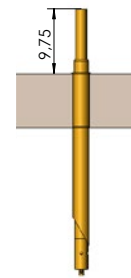
inner conductor

Material	Tip style	Plating	Further versions	
			∅	∅ (inch)
3	51	A	∅ 0,50 (.020)	
3	54	A	∅ 0,50 (.020)	

Available tip styles

outer plunger

02	
06	



HFS-010
with KS-010 23

Mechanical data

Working stroke:	5,5 mm (.217)
Maximum stroke:	7,5 mm (.295)
Spring force at working stroke	
- outer conductor:	1,2 N (4.3oz)
- inner conductor:	0,8 N (2.9oz)

Electrical data

Frequency range:	up to 200 MHz
Current rating:	3 A
R _i typical:	< 20 mΩ
Impedance test probe:	25 - 30 Ω
	200 MHz
Impedance cable:	50 Ω/200 MHz
	90 pf/m

Operating temperature

Standard:	-40 up to +80 °C
-----------	------------------

Materials

Plunger:	BeCu, gold-plated
Barrel:	Brass, gold-plated
Spring:	Steel, gold-plated
Receptacle:	Brass, gold-plated
Insulation:	Delrin

Mounting hole size

with receptacle:	∅ 2,48 - 2,49 mm (.0976 - .0980)
without receptacle:	∅ 2,00 mm (.0787)

Note:

The receptacle KS-010 23 can be used from grid size 3,00 mm (120 Mil) up.

Note:

The inner conductor is fixed in the probe, and therefore cannot be changed.

The spring-loaded outer plunger of the HFS-010 is also available with a shorter assembly length upon request.

Ordering example

Series	Tip material 3 = BeCu	Tip style	Tip diameter (1/100 mm)	Plating A = Gold	Spring force (dN)	Outer plunger (alternative 06)	Type
HFS	0	10	3	51	050	A	20
02							A
KS	0	10	23				
SE	K	11527	50010	MG	075		

Test probe:

Receptacle:

Plug with RF coaxial cable, pre-wired,
length 0,75 m (custom length on request):