

# PKS 200

Pneumatic Test Probes

**Grid:**

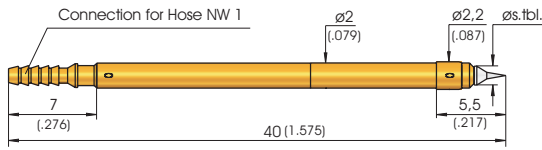
≥ 2,54 mm

≥ 100 Mil

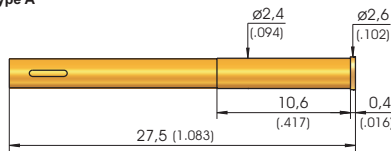
**Installation height with KS:** 5,9 mm (.232)

**Recommended stroke:** 6,0 mm (.236)

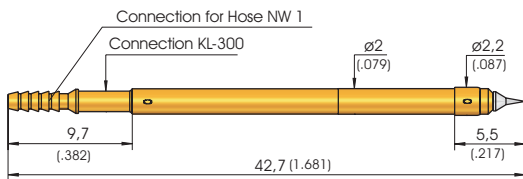
## Mounting and functional dimensions



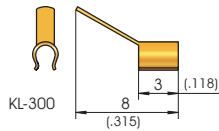
PKS-200 Type A



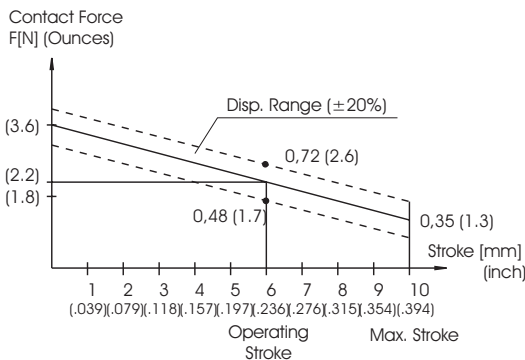
KS-200



PKS-200 Type B



PKS-200



### Mechanical data

**Working stroke:** 6,0 mm (.236)  
**Maximum stroke:** 10,0 mm (.394)  
**Cont. force at work.stroke:** 0,6 N (2.2oz)  
**Operating medium:** Compressed air (filtered, oil-free)  
**Operating pressure:** 6 bar (86 psi)

### Electrical data

**Current data:** 1 - 2 A  
**R<sub>i</sub> typical:** < 30 mΩ

### Operating temperature

**Standard:** 0° up to +80 °C

### Materials

**Plunger:** Steel, rhodium- or gold-plated  
**Barrel:** Brass, gold-plated  
**Restoring spring:** Steel, gold-plated  
**Receptacle:** Brass, gold-plated  
**O-rings:** Perbunan

### Mounting hole size

**with receptacle:** ø 2,38 - 2,39 mm (.0937 - .0941)  
**without receptacle:** ø 2,00 mm (.0787)

## Available tip styles

Material	Tip style	Plating	Further versions	
			ø	ø (inch)
2 01 ***		R	ø 1,50 (.059)	
2 04 **		R	ø 1,30 (.051)	
2 06 **		A	ø 1,00 (.039)	
2 33 **		A	ø 1,30 (.051)	
2 91 *		A	ø 1,00 (.039)	

Collar diameter:

\* = 1,20 mm (.047)

\*\*\* = 1,50 mm (.059)

\*\* = 1,30 mm (.051)

\*\*\*\* = 1,80 mm (.071)

### Warning:

Do not solder the cable to the crimp points of the receptacle.

### Note:

The assembly in grid size 2,54 mm (100 Mil) is only possible up to a double row, and then only without use of receptacles and KL-300. Then prewired PKS-200 ... V (with flexible wire AWG 34, length 500 mm (20.000")) must be used. Minimal recommended bending radius: 10 mm (.394).

### Note:

The receptacles and KL-300 can be used from grid 3,00 mm (120 Mil) up.

### Note:

Pneumatic accessories and general instructions shown on page 174.

## Ordering example

Series	Tip material	Tip style	Tip diameter (1/100 mm)	Plating	Spring force (dN)	Collar height (mm)	Type (alternative B or V)
2 = Steel				A = Gold R = Rhodium			

Test probe:

PKS 200 2 01 150 R 06 02 A

Receptacle:

KS - 200

Clip connection with solder terminal for series 200:

KL - 300