

PKS 299

Pneumatic Test Probes

Grid:

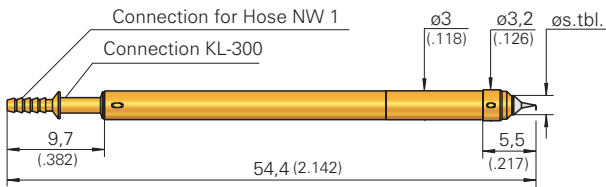
≥ 3,50 mm

≥ 140 Mil

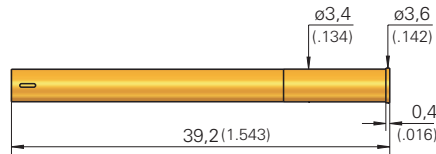
Installation height with KS: 5,9 mm (.232)

Recommended stroke: 12,0 mm (.472)

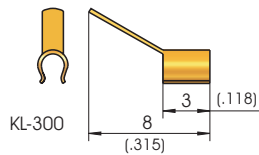
Mounting and functional dimensions



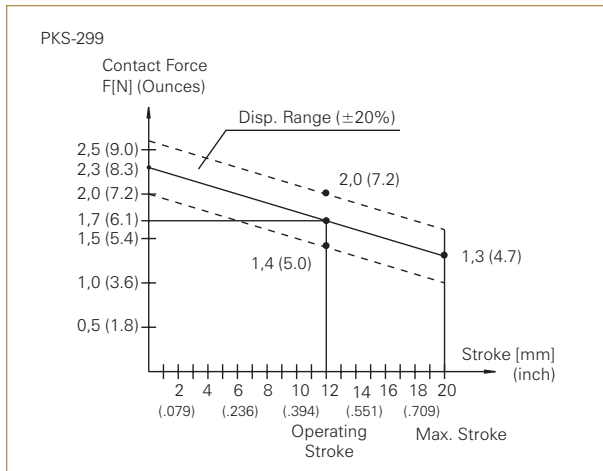
PKS-299 Type B



KS-299



KL-300



Mechanical data

Working stroke: 12,0 mm (.472)

Maximum stroke: 20,0 mm (.787)

Cont. force at work.stroke: 1,7 N (6.1oz)

Operating medium: Compressed air

(filtered, oil-free)

Operating pressure: 6 bar (86 psi)

Electrical data

Current rating: 2 - 3 A

10 A (Type "BH", see Note below)

R_i typical: < 30 mΩ

Operating temperature

Standard: 0° up to +80 °C

Materials

Plunger: Steel or BeCu,

rhodium- or gold-plated

Brass, gold-plated

Barrel: Steel, gold-plated

Restoring spring: Steel, gold-plated

Receptacle: Brass, gold-plated

O-rings: Perbunan

Mounting hole size

with receptacle: ø 3,38 - 3,39 mm

(.1331 - .1335)

without receptacle: ø 3,00 mm (.1181)

Available tip styles

Material	Tip style	Plating	Further versions	
			ø	ø (inch)
2	01**	R	ø 2,00 (.079)	
3	02	A	ø 2,50 (.098)	
2	04**	R	ø 1,30 (.051)	2,00 (.079)
2	15*	A	ø 2,00 (.079)	

* pressed-in HM-tip, installation height 6,5 mm (.256)

** Collar diameter: 2,0 mm (.079)

Available tip styles

Special versions without collar

Material	Tip style	Plating	Further versions	
			ø	ø (inch)
2	01***	R	ø 1,50 (.059)	
2	04***	R	ø 1,50 (.059)	
3	05***	A	ø 1,30 (.051)	

*** Shaft diameter: 1,50 mm (.059)

Warning:

Do not solder the cable to the crimp points of the receptacle.

Note:

For high current applications up to 10 A, order with special designation "BH" (terminal "B").

Note:

The receptacle can be used from grid size 4,00 mm (160 Mil) upwards.

Note:

Pneumatic accessories and general instructions shown on page 174.

Ordering example

Series	Tip material	Tip style	Tip diameter (1/100 mm)	Plating	Spring force (dN)	Collar height (mm)	Type (alternative "B" or "BH")
2	Steel	01	2,00	R	1,7	0,2	B
2	BeCu	04	1,30	R	1,7	0,2	BH

Test probe:

PKS 299 2 01 2 00 R 17 02 B

Test probe for use up to 10 A:

PKS 299 2 04 1 30 R 17 02 BH

Receptacle:

KS - 299

Clip connection with solder terminal:

KL - 300