

PKS 399

Pneumatic Test Probes

Grid:

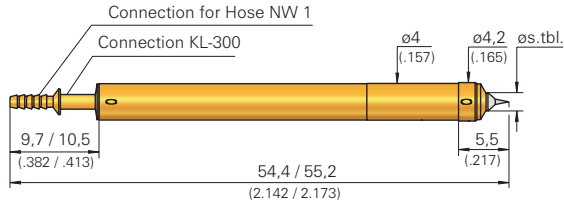
≥ 4,50 mm

≥ 177 Mil

Installation height with KS: 5,9 mm (.232)

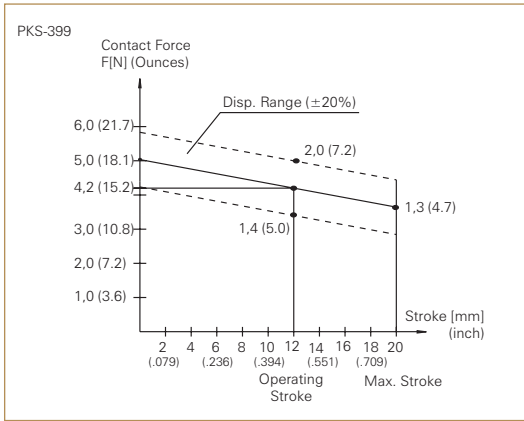
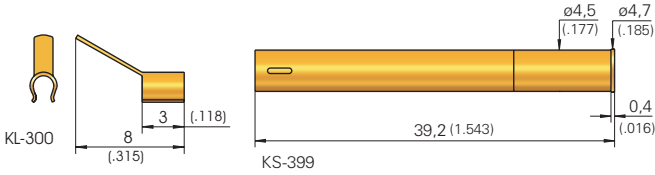
Recommended stroke: 12,0 mm (.472)

Mounting and functional dimensions



PKS-399 Type 1: with Connection for Hose NW 1

PKS-399 Type 2: with Connection for Hose NW2 (lengths see 2nd value)



Mechanical data

Working stroke: 12,0 mm (.472)
Maximum stroke: 20,0 mm (.787)
Cont. force at work.stroke: 3,7 N (13.4oz) or 4,2 N (15.2oz)***
Operating medium: Compressed air (filtered, oil-free)
Operating pressure: 6 bar (86 psi)

Electrical data

Current rating: 2 - 3 A
 10 A (Type "1H" or "2H", see Note below)
R_i typisch: < 30 mΩ

Operating temperature

Standard: 0° up to +80 °C

Materials

Plunger: Steel or BeCu, rhodium- or gold-plated
Barrel: Brass, gold-plated
Restoring spring: Steel, gold-plated
Receptacle: Brass, gold-plated
O-rings: Perbunan

Mounting hole size

with receptacle: ø 4,48 - 4,49 mm (.1764 - .1768)
without receptacle: ø 4,00 mm (.1575)

Available tip styles

Material	Tip style	Plating	Further versions	
			ø	ø (inch)
2	01	R	ø 2,00 (.079)	
3	02	A	ø 2,50 (.098)	
2	04**	R	ø 1,30 (.051)	2,00 (.079)
2	15*	A	ø 2,00 (.079)	

* pressed-in HM-tip, installation height 6,5 mm (.256)

** collar diameter: 2,0 mm (.079)

Available tip styles

special versions without collar

Material	Tip style	Plating	Further versions	
			ø	ø (inch)
2	01***	R	ø 1,50 (.059)	
2	04***	R	ø 1,50 (.059)	
3	05***	A	ø 1,30 (.051)	

*** shaft diameter: 1,50 mm (.059)

**** Note:

Tip 01, 15 F = 3,7 N (13.4oz)
 Tip 02, 04, 05 F = 4,2 N (15.2oz)

Warning:

Do not solder the cable to the crimp points of the receptacle.

Note:

For high current applications up to 10 A, order with special designation "1H" (terminal "1") resp. "2H" (terminal "2").

Note:

The receptacle can be used from grid size 5,08 mm (200 Mil) upwards.

Note:

Pneumatic accessories and general instructions shown on page 174.

Ordering example

	Series	Tip material 2 = Steel	Tip style	Tip diameter (1/100 mm)	Plating A = Gold R = Rhodium	Spring force (dN)	Collar height (mm)	Type (alternative "1", "1H", "2", "2H")
Test probe:	PKS	399	201	200	R	37	02	1
Test probe for use up to 10 A:	PKS	399	204	130	R	42	02	1H
Receptacle:	KS	399						
Clip connection with solder terminal for type 1:	KL	300						