

PKS 388 M

Screw-in Pneumatic Test Probes

Grid:

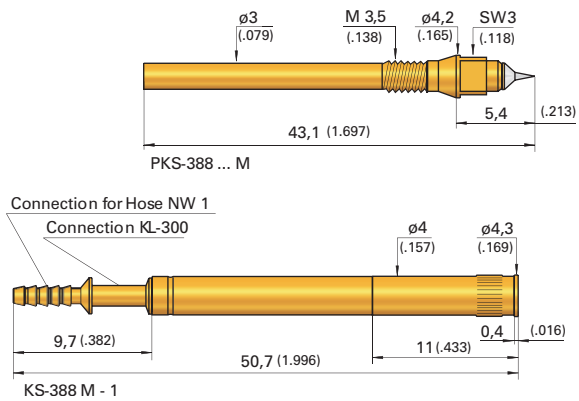
≥ 5,08 mm

≥ 200 Mil

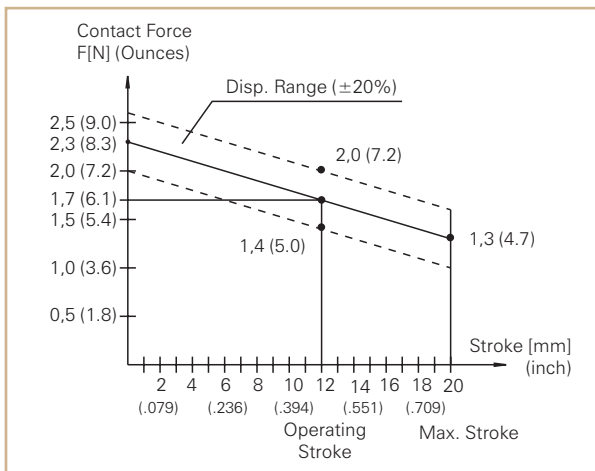
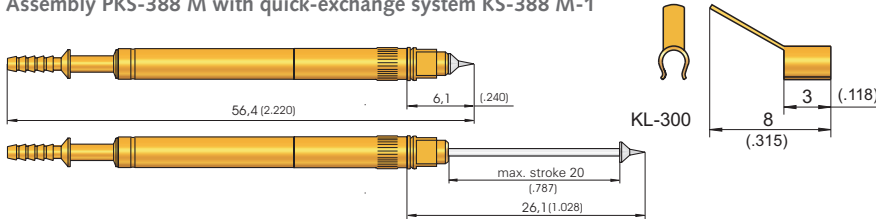
Installation height with KS: 6,1 mm (.240)

Recommended stroke: 12,0 mm (.472)

Mounting and functional dimensions



Assembly PKS-388 M with quick-exchange system KS-388 M-1



Mechanical data

Working stroke: 12,0 mm (.472)
Maximum stroke: 20,0 mm (.787)
Cont. force at work. stroke: 1,7 N (6.1oz)
Operating medium: Compressed air (filtered, oil-free)
Operating pressure: 6 bar (86 psi)

Materials

Plunger: Steel or BeCu, rhodium- or gold-plated
Barrel: Brass, gold-plated
Restoring spring: Steel, gold-plated
Receptacle: Brass, gold-plated
O-rings: Perbunan

Electrical data

Current rating: 2 - 3 A
 10 A (Type "MH", see note)
R_i typical: < 30 mΩ

Mounting hole size

in CEM1 and FR4: ∅ 4,00 - 4,02 mm (.1575 - .1583)

Operating temperature

Standard: 0° up to +80 °C

Available tip styles

Material	Tip style	Plating	Further versions	
			∅	∅ (inch)
2 01 **		R		
3 02		A		
2 04 **		R	2,00	(.079)
2 15* **		A		

* pressed-in HM-tip, installation height with KS: 7,1 mm (.280)
 ** collar diameter: 2,0 mm (.0799)

Available tip styles

special versions without collar

Material	Tip style	Plating	Further versions	
			∅	∅ (inch)
2 01 ***		R		
2 04 ***		R		
3 05 ***		A		

*** Shaft diameter 1,50 mm (.059)

Note:

For high current applications up to 10 A order with special designation "MH".

Note:

Electrical and pneumatic connections are performed at the time of customising only. The exchangeable unit PKS-355 M is screwed into the pre-wired, pneumatically connected KS-355 M-B receptacle. The test probe can be changed from above. The test fixture must not be opened. The wiring and pneumatic connections are not affected.

Pneumatic accessories and general instructions shown on page 174.

Note - PKS-388 M and KS-388 M-1:

PKS-388 M are screwed into KS-388 M-1 using specialised tools (shown on page 196).

Recommended screw-in torque:
 Min.: 10 cNm / Max.: 20 cNm

Ordering example

Series	Tip material	Tip style	Tip diameter (1/100 mm)	Plating	Spring force (dN)	Collar height (mm)	Type (alternative "MH")
	2 = Steel 3 = BeCu			A = Gold R = Rhodium			

Test probe:

PKS 388 2 01 2 00 R 17 02 M

Receptacle:

KS - 388 M - 1

Clip connection with solder terminal:

KL - 300