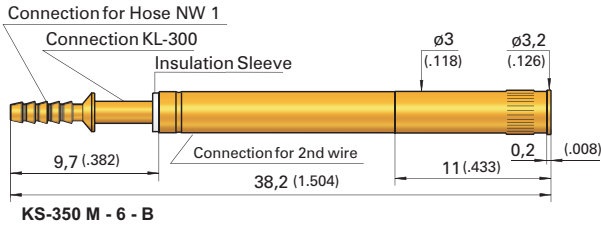
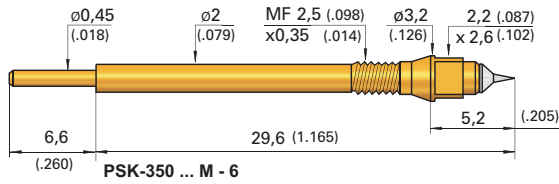


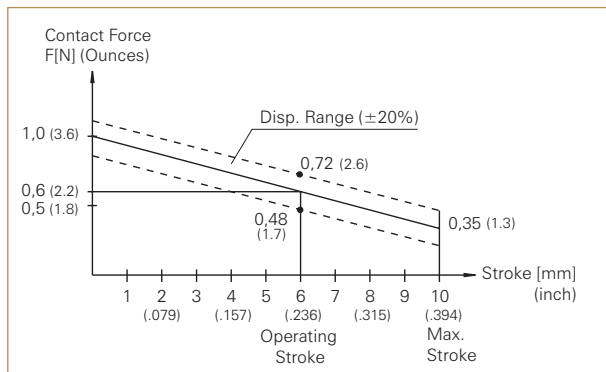
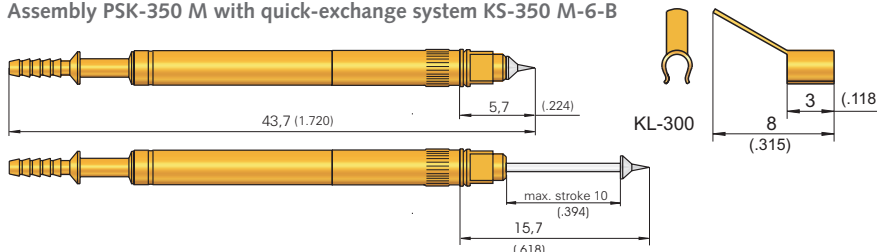
Grid:
 ≥ 3,5 mm
 ≥ 140 Mil

Installation height with KS: 5,7 mm (.224)
 Switch path: 6,0 mm (.236)

Mounting and functional dimensions



Assembly PSK-350 M with quick-exchange system KS-350 M-6-B



Mechanical data

Switch. path/work. stroke: 6,0 mm (.236)
Maximum stroke: 10,0 mm (.394)
Cont. force at work.stroke: 0,6 N (2.2oz)
Operating medium: Compressed air (filtered, oil-free)
Operating pressure: 6 bar (86 psi)

Electrical data

Current rating: 1 - 2 A
R_i typical: < 30 mΩ

Operating temperature

Standard: 0° up to +80 °C

Materials

Plunger: Steel, rhodium- or gold-plated
Barrel: Brass, gold-plated
Restoring spring: Steel, gold-plated
Receptacle: Brass, gold-plated
O-rings: Perbunan
Insulation: Peek
Terminal: Brass, gold-plated

Mounting hole size for Receptacle

in CEM1: ø 3,15 - 3,17 mm (.1240-.1248)
in FR4: ø 3,17 - 3,18 mm (.1248-.1252)

Available tip styles

Material	Tip style	Tip diameter	Plating	Further versions	
				Ø	Ø (inch)
2	01 ***	Ø 1,50 (.059)	R		
3	02	Ø 2,00 (.079)	A		
2	04 **	Ø 1,30 (.051)	R		
2	06 **	Ø 1,00 (.039)	A		
2	33 **	Ø 1,30 (.051)	A		
2	91 *	Ø 1,00 (.039)	A		

Collar diameter:

* = 1,20 mm (.047)

** = 1,30 mm (.051)

*** = 1,50 mm (.059)

**** = 1,80 mm (.071)

Functionality:

The pneumatic switching probe PSK 350 is designed as an "opener". There is an electric contact between the pneumatic probe and the terminal of the receptacle in the home position. After 6 mm (.236) stroke this connection is interrupted.

Note:

Electrical and pneumatic connections are performed at the time of customising only. The exchangeable unit PSK-350 M is screwed into the pre-wired, pneumatically connected KS-350 M-B receptacle. The test probe can be changed from above. The test fixture must not be opened. The wiring and pneumatic connections are not affected.

Pneumatic accessories and general instructions shown on page 174).

Note - PSK-350 M and KS-350 M-6-B:

PSK-350 M are screwed into KS-350 M-6-B using specialised tools (shown on page 196).

Recommended screw-in torque:
 Min.: 10 cNm / Max.: 20 cNm

Ordering example

Series	Tip material	Tip style	Tip diameter (1/100 mm)	Plating	Spring force (dN)	Collar height (mm)	Type
	2 = Steel 3 = CuBe			A = Gold R = Rhodium			

Test probe:

PSK 350 2 04 130 R 06 02 M-6

Receptacle for PSK-350 ... M-6:

KS-350 M-6-B

Clip-connection with solder terminal for KS-350:

KL-300