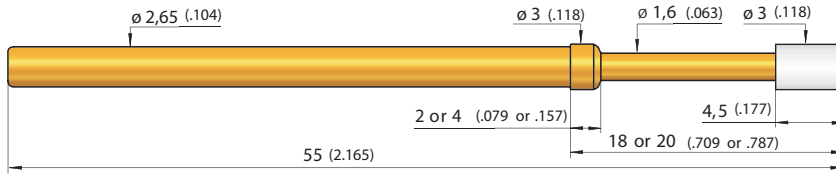


## PCB support probe GKS-416



### Mechanical data

Working stroke: 9,2 mm (.362)  
Maximum stroke: 11,5 mm (.453)  
Spring force at work.stroke: 5,0 N (18.1oz)

### Materials

Plunger: BeCu , gold-plated  
Barrel: Brass, gold-plated  
Spring: Steel, gold-plated  
Tip: Delrin  
Receptacle: KS-113 23

### Mounting hole size

see GKS-113 (page 68)

### Ordering example

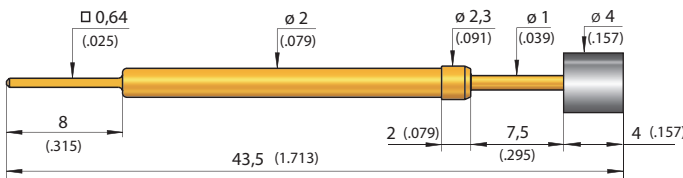
GKS for install. height 18,0 mm (.709):

G	K	S	4	1	6	0	0	2	3	0	0	A	5	0	0	2
---	---	---	---	---	---	---	---	---	---	---	---	---	---	---	---	---

GKS for install. height 20,0 mm (.787):

G	K	S	4	1	6	0	0	2	3	0	0	A	5	0	0	4
---	---	---	---	---	---	---	---	---	---	---	---	---	---	---	---	---

## PCB support probe GKS-102



### Mechanical data

Working stroke: 4,8 mm (.189)  
Maximum stroke: 6,5 mm (.256)  
Spring force at work. stroke: 1,5 N (5.4oz)  
Alternative: 3,0 N (10.8oz); 5,0 N (18.1oz)

### Materials

Plunger: Steel , gold-plated  
Barrel: Brass, gold-plated  
Spring: Steel, gold-plated  
Tip: PVC  
Receptacle: KS-102 23

### Mounting hole size

see GKS-102 (page 66)

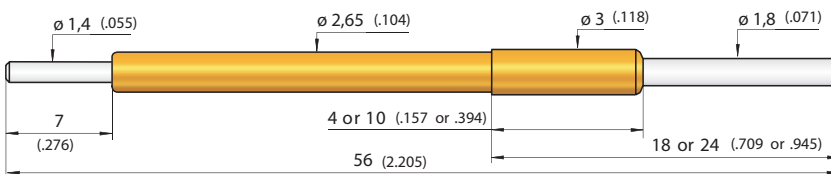
### Ordering example

GKS for install. height 13,5 mm (.531):

G	K	S	1	0	2	2	5	0	4	0	0	P	3	0	0	2	W
---	---	---	---	---	---	---	---	---	---	---	---	---	---	---	---	---	---

## Test probe GKS-504

With continuous plunger, for the activation of micro switches



### Mechanical data

Working stroke: 11,2 mm (.441)  
Maximum stroke: 14 mm (.551)  
Spring force at work. stroke: 0,5 N (1.8oz)  
Alternative: 3,0 N (10.8oz); 5,0 N (18.1oz)

### Materials

Plunger: BeCu , nickel-plated  
Barrel: Steel, gold-plated or stainless steel  
Spring: Brass, gold-plated  
Receptacle: KS-113 23

### Mounting hole size

see GKS-113 (page 68)

### Ordering example

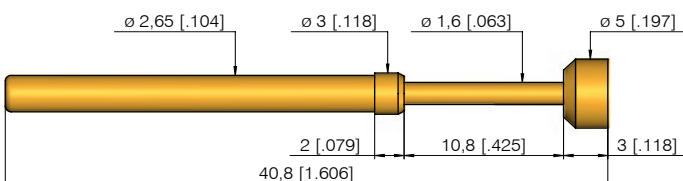
GKS for install. height 18,0 mm (.709):

G	K	S	5	0	4	3	0	5	1	8	0	N	0	5	0	4
---	---	---	---	---	---	---	---	---	---	---	---	---	---	---	---	---

GKS for install. height 24,0 mm (.945):

G	K	S	5	0	4	3	0	5	1	8	0	N	5	0	1	0
---	---	---	---	---	---	---	---	---	---	---	---	---	---	---	---	---

## GND probe GKS-414



### Mechanical data

Working stroke: 9,6 mm (.378)  
Maximum stroke: 10,8 mm (.425)  
Spring force at work. stroke: 1,5 N (5.4oz)  
Alternative: 3,0 N (10.8oz)  
Receptacle: KS-113 23 (shown on page 68)

### Mounting hole size

see GKS-113 (page 68)

### Ordering example

GKS for install. height 15,8 mm (.622):

G	K	S	4	1	4	2	0	2	5	0	0	A	1	5	0	2
---	---	---	---	---	---	---	---	---	---	---	---	---	---	---	---	---