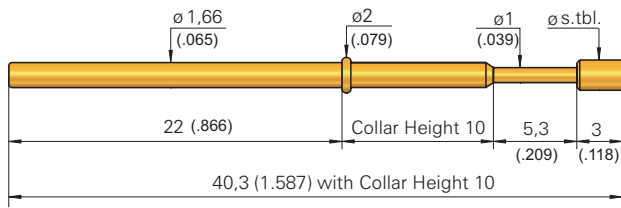


Grid:
 ≥ 2,54 mm
 ≥ 100 Mil

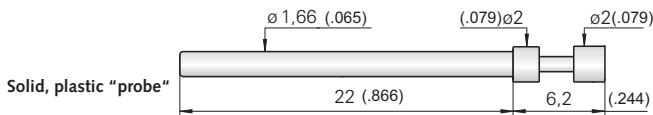
Installation height with KS: 10,5 - 26,3 mm (.413 - 1.035) / variable
Recommended stroke: 4,0 mm (.157)

Mounting and functional dimensions



Plug

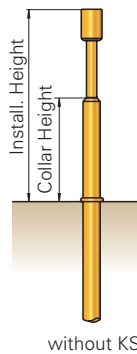
VS-112 is used instead of a test probe to prevent receptacles being used unnecessarily during maintenance.



Collar height and installation height

Test probes with alternative collar heights are available to adjust the installation height of the tip (dimension without receptacle).

Collar height	Installation height without receptacle
02	10,3 mm (.406)
03	11,3 mm (.445)
04	12,3 mm (.484)
05	13,3 mm (.524)
06	14,3 mm (.563)
07	15,3 mm (.602)
08	16,3 mm (.642)
09	17,3 mm (.681)
10	18,3 mm (.720)



without KS

Available tip styles

Material	Tip style	Plating	Further versions	
			Ø	Ø (inch)
2	01	R A	Ø 1,00 (.039)	0,80 (.031)
3	02	A	Ø 0,80 (.031)	
3	02	A	Ø 2,00 (.079)	1,00 (.039) 1,50 (.059)
3	03	A	Ø 2,00 (.079)	1,40 (.055) 1,80 (.071)
2	04	R	Ø 2,00 (.079)	1,30 (.051)
3	05	A	Ø 0,64 (.025)	0,80 (.031)
3	05	A	Ø 2,00 (.079)	1,00 (.039) 1,40 (.055) 2,30 (.091)
0	06**	A	Ø 2,30 (.091)	
3	06	A	Ø 2,00 (.079)	
3	06	R	Ø 2,00 (.079)	1,30 R (.051) 1,50 R (.059) 1,80 R (.071) 2,50 R (.098)
2	07	R A	Ø 2,00 (.079)	1,30 A (.051)
2	09***	N	Ø 0,60 (.024)	
2	14	A	Ø 1,30 (.051)	1,30 R (.051)
2	17	N	Ø 1,75 (.069)	2,00 R (.079)
3	19	A	Ø 1,80 (.071)	2,00 A (.079)

** also available as tip style 0 02 and 0 03, installation height plus 0,8 mm (.031)

*** pressed-in steel point in base plunger made of brass

Mechanical data

Working stroke: 4,0 mm (.157)
Maximum stroke: 5,3 mm (.209)
Spring force at work. stroke: 1,5 N (5.4oz)
Alternative: 0,6 N (2.2oz); 0,8 N (2.9oz); 2,25 N (8.1oz); 3,0 N (10.8oz); 5,0 N (18.1oz)

Test probes with tip diameter ≤ 1,0 mm (.039) have a maximum stroke of 8,0 mm (.315)

Exception: 5,0 N-spring (18.1oz): max. stroke is always 5,3 mm (.209).

Materials

Plunger: BeCu or steel, gold-plated, rhodium- or chemically nickel-plated
Barrel: Nickel-silver or brass, gold-plated
Spring: Steel, gold-plated, stainless steel*(C)
Receptacle: Brass, gold-plated

Operating temperature

Standard: -40° up to +80° C
***with spec. designation "C":** -100° up to +200° C (0,8 N ; 1,5 N; 2,25 N; 3,0 N)

Electrical data

Current rating: 5 - 8 A
R_j typical: < 20 mΩ (* < 100 mΩ)

Note to GKS-112 and KS-112: Receptacles in the KS-112 series are used for the GKS-112 test probe series.

Note: Screw-in versions shown on page 125.

Ordering example

Series	Tip material	Tip style	Tip diameter (1/100 mm)	Plating	Spring force (dN)	Collar height (mm)	Special designation ("C")
0 = Delrin 2 = Steel 3 = BeCu				A = Gold N = Nickel R = Rhodium			

Test probe:

G K S 1 1 2 2 0 4 1 3 0 R 1 5 0 2

Receptacle for GKS-112:

K S - 1 1 2 3 0 K S - 1 1 2 4 7

Plug:

V S - 1 1 2

All specifications are subject to change without prior notification