


Grid:
≥ 4,00 mm
≥ 160 Mil

Installation height with KS: 10,5 mm (.413)
Recommended stroke: 4,0 mm (.157)

Mounting and functional dimensions



***** axially positioned through-hole for leakage test.
 Attention: when not assembled correctly, then solder can flow inside the receptacle.

Available tip styles

Material	Tip style	Plating	Further versions	
			ϕ	ϕ (inch)
3 02		A	4,00	(.157)
3 03		A		
3 05		A		
3 05		A	3,00	(.118)
3 05***		S		
3 06		A	3,00 4,00	(.118) (.157)
3 17		A		
3 19		A		
2 51**		A		
3 53**		S		
3 55**		A		

** tip length 5 mm (.197) -
 installation height with collar height 02: 12,5 mm (.492)
 *** pressed-on silver tip
 **** pressed-on silver tip, tip length 3,5 mm (.138)
 installation height plus 0,5 mm (.020)

Materials

Plunger: BeCu or steel, gold-plated
Barrel: Brass, silver-plated
Spring: Stainless steel, gold-plated
Receptacle: Brass, gold-plated

Electrical data

Current rating (at room temp.): max. 30 A
 with spring force $\geq 1,5$ N and BeCu plunger
 (*spring force $< 1,5$ N not recommended for
 high-current applications)
R_i typical: < 10 m Ω

Mechanical data

Working stroke: 4,0 mm (.157)
Maximum stroke: 5,3 mm (.209)
Spring force at work. stroke: 1,5 N (5.4oz)
Alternative: 1,0 N* (3.6oz); 2,25 N (8.1oz);
 3,0 N (10.8oz)

Operating temperature

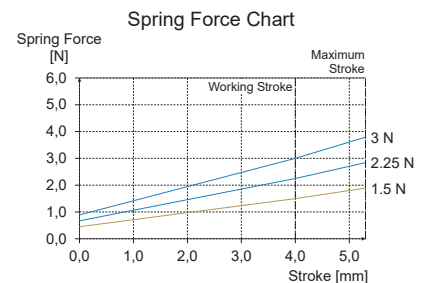
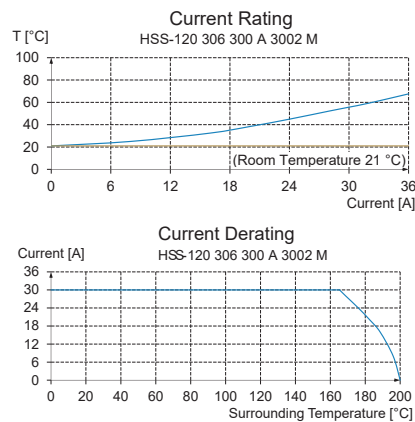
Standard: -100° up to +200° C

Mounting hole size

for **KS-113 30 M2 / M2-T**
 in **CEM1:** ϕ 2,98 - 3,00 mm (.1173 - .1183)
 in **FR4:** ϕ 2,99 - 3,01 mm (.1177 - .1185)
 for **KS-113 30 M2-R / M2-R-S**
 in **CEM1 and FR4:** ϕ 3,00 - 3,02 mm
 (.1181 - .1189)

Recommended screw-in torque

Min. 10 cNm / Max. 20 cNm



Ordering example

Series	Tip material 2 = Steel 3 = BeCu	Tip style	Tip diameter (1/100 mm)	Plating A = Gold S = Silver	Spring force (dN)	Collar height (mm)	Type
Test probe:	HSS	120	306	300	A	1502	M
Receptacles:	KS-11330M2/M2-T		KS-11330M2-R/M2-R-S				