

HSS 520/HSS 520 M

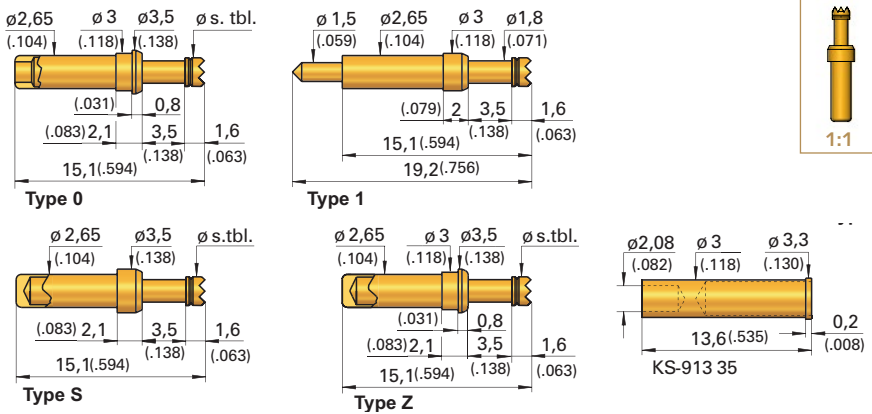
High Current Probe up to 30 A
Short-stroke Test Probes to Plug in and Screw in

Grid:
≥ 4,0 mm
≥ 160 Mil

Installation height with KS: 7,4 mm (.291)
Recommended stroke: 2,8 mm (.110)

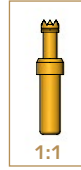
Mounting and functional dimensions

HSS-520


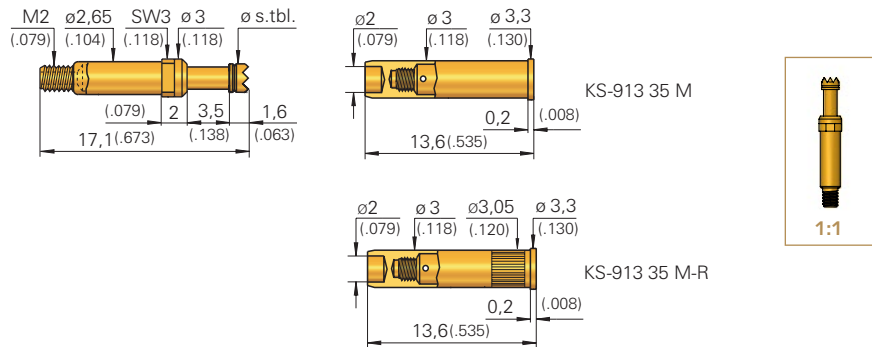


Available tip styles

Material	Tip style	Plating	Further versions	
			∅	∅ (inch)
3	06	A	3,50	(.138)



HSS-520 ... M



Compatible GKS

GKS-913 (plug-in version)
GKS 913 M (screw-in version)

Materials

Plunger: BeCu, gold-plated
Barrel: Brass, gold-plated
Spring: Stainless steel, gold-plated
Receptacle: Brass, gold-plated

Operating temperature

Standard: -100° up to +200° C

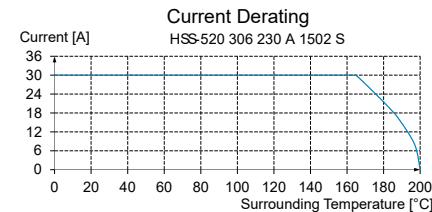
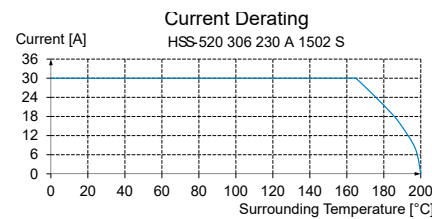
Mounting hole size

for KS-913 35 and KS-913 35 M
in CEM1 and FR4: ∅ 2,98 - 2,99 mm
(.1173 - .1177)

for KS-913 35 M-R
in CEM1 and FR4: ∅ 3,00 - 3,02 mm
(.1181 - .1189)

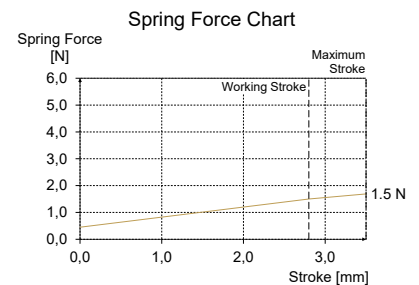
Electrical data

Current rating (at room temp.): max. 30 A
R_j typical: < 20 mΩ



Mechanical data

Working stroke: 2,8 mm (.110)
Maximum stroke: 3,5 mm (.138)
Spring force at work. stroke: 1,5 N (5.4oz)



Ordering example

Series Tip material Tip style Tip diameter (1/100 mm) Plating Spring force (dN) Collar height (mm) Type

Test probe:

H S S 5 2 0 3 0 6 2 3 0 A 1 5 0 2 M

Receptacles:

K S - 9 1 3 3 5 K S - 9 1 3 3 5 M K S - 9 1 3 3 5 M - R