









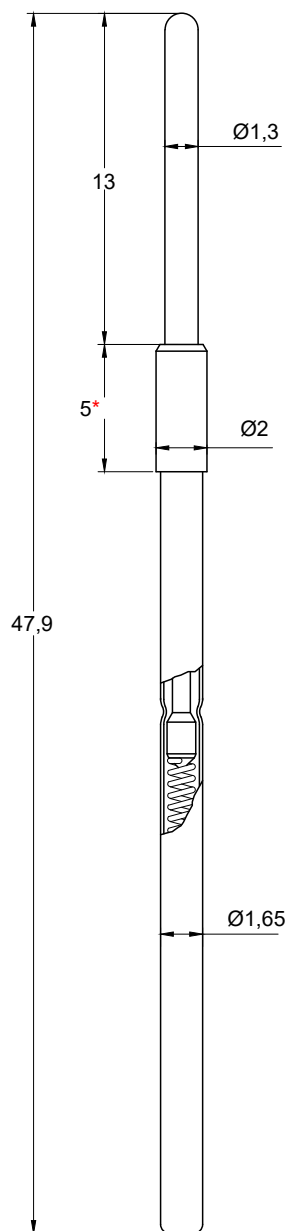



Available Tip Styles

Material	Tip Style	ϕ mm
B	A 	1,80
B S	B 	1,30
B	F 	1,80
B	D 	1,30
B	H 	1,80
B	HB 	1,80
B	T 	1,30
B S	Y 	2,00
S	SP 	1,30
B	V 	1,30



* Collar Height	Installation height
3	16
5	18
10	23

CR 204-2
solder cup



Technical Data

Recommended minimum centers:	2,54 mm
Recommended working stroke:	8,00 mm
Maximum stroke:	10,00 mm
Current rating:	5,0 - 8,0 A
Typical contact resistance:	<20 m Ω
Operating temperature range:	-40° up to +80°

Materials

Plunger:	BeCu or Steel, nickel or gold plated
Barrel:	Brass, gold plated
Spring:	Music wire, gold plated
Receptacle:	Brass, gold plated

Spring Force (g $\pm 20\%$)

Spring force:	150 g
Alternative:	80 g 300g

Hole size without receptacle

Drills: $\phi 1,98 - \phi 2,00$

Hole size with receptacle

Drills: $\phi 1,99 - \phi 2,01$

Ordering example:

Series	Tip Style	Material	Plating
		B=BeCu S=Steel P=Plastic	G=Gold N=Nickel
CP 204	/5	D	130
		B	150
			G
	* Collar Height	Tip ϕ mm	Spring Force