SKS 465 MF

Screw-in Switching Probe
Closing version (NO)

Grid:
≥ 3,50 mm
≥ 140 Mil
Installation height with KS: 10,4 - 26,7 mm (.409 - 1.051)
Switch path: 1,7 mm (.067)

Mounting and functional dimensions

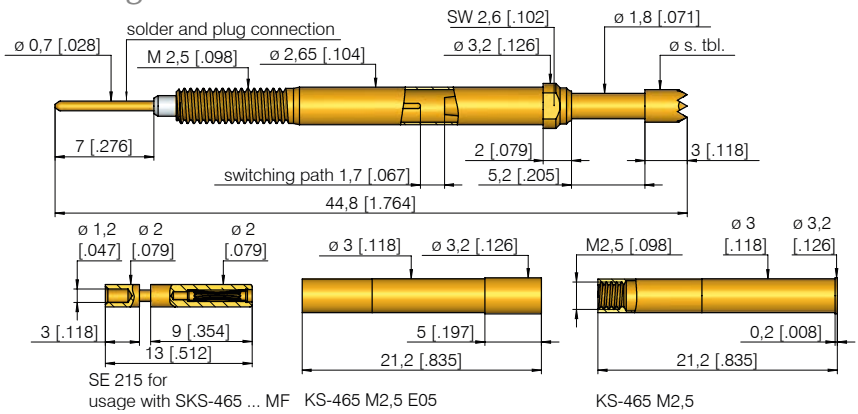

SE 215 for usage with SKS-465 ... MF KS-465 M2,5 E05 KS-465 M2,5

Quick-exchange system

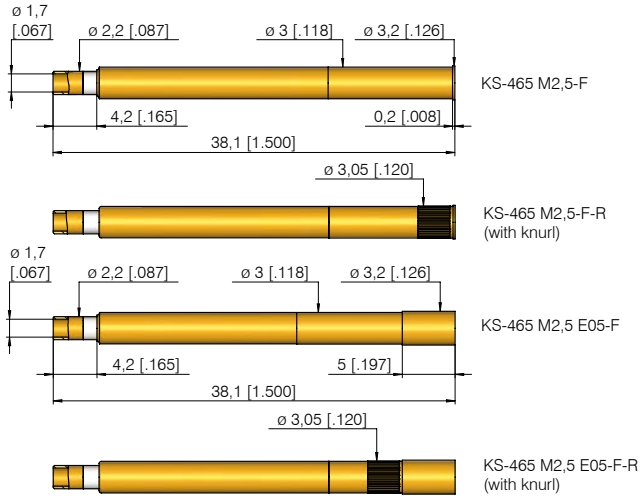

KS-465 M2,5-F

KS-465 M2,5-F-R (with knurl)

KS-465 M2,5 E05-F

KS-465 M2,5 E05-F-R (with knurl)

Available tip styles

Material		Tip style	Plating	Further versions ∅	Further versions ∅ (inch)
0	02	∅ 3,00 (.118)	A	5,00 2,30	(.197) (.091)
3	02	∅ 1,80 (.070)	A		
3	02	∅ 3,00 (.118)	A		
3	03	∅ 2,30 (.091)	A		
3	06	ø2,3 0,4 ∅ 1,00 (.039)	A		
3	06	4,6 ∅ 1,05 (.041)	A		
3	06	∅ 2,30 (.091)	A	4,00	(.157)
3	19	∅ 2,30 (.091)	A		
3	53*	∅ 2,30 (.091)	A		
3	56*	ø2,3 0,4 ∅ 1,00 (.039)	A		
3	56*	∅ 1,80 (..070)	A		
3	56*	∅ 2,30 (.091)	A		

* tip length 9,5 mm (.374)
total length 6,5 mm (.256) longer than standard

Collar height and installation height

Crimps in the receptacle prevent the test probe from rotating. Different installation heights can be variably achieved with different receptacles.

Receptacle designation	Install. heights with tips 02/03/06/19	Install. height with tips 53/56
KS-465 M2,5 (-F/-F-R)	10,4 - 15,4 mm (.413 - .610)	16,9 - 21,9 mm (.669 - .866)
KS-465 M2,5 E05 (-F/-F-R)	15,2 - 20,2 mm (.598 - .787)	21,7 - 26,7 mm (.854 - 1.043)

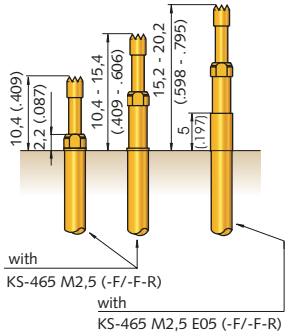

Quick-exchange receptacles:
Receptacles with end designation "-F" are quick-exchange receptacles. The two wires are soldered to the outside surface of the receptacle and the central terminal point after assembling the receptacle in the mounting hole. The switching probe can now be inserted or changed without any further soldering work.

The quick-exchange system "F" is not compatible with the previous version "S", which is still available upon request.

Mechanical data

Switch path: 1,7 mm (.067) ± 0,3 mm (.012)
Recomm. work. stroke: 4,2 mm (.165)
Maximum stroke: 5,2 mm (.205)
Force at 0,7 N (2.5oz); 1,8 N (6.5oz); 4,5 N (15oz)
Force at work. stroke: 2,0 N (7.2oz); 3,5 N (12.7oz); 9,0 N (32.5oz)

Materials

Plunger: BeCu, gold-plated with or without insulator cap
Barrel: Brass, gold-plated
Spring: Stainless steel
Receptacle: Brass, gold-plated
Insulated part: Peek

Electrical data

Current rating: 3 A
(see page 100)

Operating temperature

Standard: -40° up to +80° C

Mounting hole size

KS without knurl in CEM1 and FR4: ∅ 2,98 - 2,99 mm (.117 - .118)
KS with knurl in CEM1 and FR4: ∅ 3,00 - 3,02 mm (.118 - .119)

Note:
Probes with tip diameter ≤ 3,0 are screwed into KS-465...M using tools, see page 198. SKS-465 ... MF test probes with tip diameter > 3,0 mm are screwed in using specialised tools (upon request).
Recommended screw-in torque:
Min.: 3 cNm / Max.: 5 cNm

Ordering example

	Series	Tip material 0 = Delrin 3 = BeCu	Tip style	Tip diameter (1/100 mm)	Plating A = Gold	Spring force at working stroke (dN)	Collar height (mm)	Type
Test probe:	SKS	465	3	06	230	A	20	02	MF
Receptacles:	KS-465 M2,5 (-F/-F-R)			KS-465 M2,5 E05 (-F/-F-R)				
Lamellar plug:	SE-215							

All specifications are subject to change without prior notification