

ESCOU



Advanced Mass Interconnect Technology

for PXI ATE Systems

Reach the Full Performance Potential of the PXI Platform

The SCOUT Difference?




, featuring DAK (Direct Access Kit) connectivity, is an innovative pull-through mass interconnect solution specifically designed to deliver the full performance potential of the PXI platform. SCOUT enables system designers to limit or eliminate traditional instrument cables by replacing them with DAKs that utilize PCB, flex-circuit or short wire connections.

With support for well over 900 PXI instruments, SCOUT offers unprecedented modularity when designing and building PXI based ATE systems; significantly simplifying the design process and reducing build times.


All connections are less than 6", offering superior performance and signal continuity compared to a typical cable harness which is typically 24" or longer.

DAK Connection Options




Printed Circuit Board DAK

The majority of DAKs utilize a PCB for connection. All PCB DAK designs incorporate comprehensive signal shielding for optimum performance and include in-situ connection points that can be used to connect external resources.



Flex Circuit DAK

Flex-circuit DAKs offer all the same performance advantages of a PCB DAK but offer a particular advantage in very high density I/O applications. For example, 200 position connectors are a very popular choice for high density PXI switches and DIO. Using cables to connect these instruments is impractical and leads to severe performance limitations.



Short Wire DAK

Some instruments and signals inevitably require cable connections; these are typically RF or power connections. These connections are made in a short wire DAK. In a cabled DAK the cables are short and enclosed to minimize cable bunching and crosstalk.

Receiver Options

In addition to supporting an ever-growing number of PXI instruments, SCOUT also supports a wide variety of PXI chassis makes and models; with options to tailor the interface to the precise requirements of the ATE system. A SCOUT receiver is attached to and aligned with a PXI chassis by means of a flange kit. Each kit is unique to the chassis make and model; making integration a very simple process.


All SCOUT receivers can also accommodate non-PXI resources. For systems requiring a lot of additional non-PXI resources, SCOUT offers the XT range that can accommodate an additional 8 modules to connect to a very wide variety of signal types.

In addition to the standard and XT version of SCOUT, there is also a “dual-tier” option that facilitates full SCOUT connectivity to two PXI chassis’.

All SCOUT receiver models are available with an optional work shelf



Standard




XT




Dual Tier

Interchangeable Test Adapters

Test fixtures come in all shapes and sizes and our SCOUT ITA hardware is designed to provide maximum flexibility for all application types. Traditionally connections between the ITA and fixture hardware has been via cables; this is still a popular method and is fully supported by SCOUT. However, as test signal demands become more challenging, a new approach to test fixture design is required. SCOUT meets this performance challenge by offering PCB fixture connectivity. Using PCB in place of traditional cables offers superior signal performance, outstanding repeatability between identical fixtures and significantly reduces or eliminates cables from the test fixture.



PCB ITA Example



Emphasis on Performance and Value

SCOUT offers the best PXI ATE interface performance while reducing the initial and long term ATE costs compared to traditional system architecture. Future upgrades and modifications can be achieved easily since there are no cable harnesses to hinder the process.

Multiple systems can achieve identical performance and system tolerances; unheard of with a cabled interface. For the ultimate in performance, reliability and cost saving a SCOUT receiver can be combined with a PCB fixture to give a new level of test confidence all the way to the UUT.

Fully Modular and Scalable Interface


Simplified System Downtime and Maintenance

Outstanding Signal Performance

Straight Forward System Upgrades

See How Advanced Mass Interconnect Can Enhance Your Next ATE Investment

If you want to maximize the performance of your next PXI based test system, our team of application specialists and engineers will work with you to provide the best solutions for your needs. Contact us now at applications@macpanel.com to get started.



Contact Us Now:
applications@macpanel.com
www.macpanel.com